

Select the city
closest to where
it will be installed!



ORBIS TECNOLOGÍA ELÉCTRICA, S.A.
Lérida, 61. E-28020 MADRID
Tel.: +34 91 567 22 77
Fax: +34 91 571 40 06
www.orbis.es • info@orbis.es

ORBIS®

ASTRO NOVA CITY

ASTRONOMIC
TIME
SWITCH



Available for:

- Spain and Portugal
- Algeria, Belgium, France, Luxemburg, Morocco and Tunisia
- Denmark, Finland, Norway and Sweden
- Italy
- Germany
- Ireland and England
- Poland
- Turkey
- Czech and Slovakia
- Australia and New Zealand
(Inquire for other countries)

DEALER



ISO 9001



High
accuracy
Easy to
programme

ASTRO NOVA CITY

ASTRONOMIC
TIME
SWITCH

APPLICATIONS

The device is specially designed to control any light circuits, such as: shop windows, advertisement billboards, illuminated signalization, lights in parks and gardens, illuminated fountains, public lighting, etc.

High accuracy Easy to programme



The ASTRO NOVA CITY is a time switch which controls the switching ON/OFF of any lighting circuit or installation according to the dawn and dusk of the area. The different areas are programmed using an easy text menu. The times are set using the main cities of your country and therefore you simply choose the city closest to you. The installation uses Din rail without the need of any external wiring out of the cabinet; also, it does not require any maintenance to maintain the accuracy.

In the next diagram you can see the four necessary steps for programming the area and for modifying the astronomic time. It is not necessary to modify the astronomic time unless required.

DISPLAY SCREENS

WEDNESDAY 13.03.2009	MENU ZONE
C1: On C2: OFF 14:15 43s	
ZONE MADRID	CORR.YES DUSK
	19:48

TECHNICAL FEATURES

- The ASTRO NOVA CITY is small in size; only two modules wide; makes it ideally suited for switchboards lacking in internal space.
- Easy to install, high accuracy and very useful for energy saving.
- Two independent circuits allow us to make either astronomical or fixed time schedules.

• **Power supply:** 230 Va.c. / 50-60 Hz

• **Battery back-up:** ≥ 4 years without supply (Lithium battery)

• **Memory spaces:** 22

• **Contact:** 2x16 (10) A/ 250 Va.c.

• **Maximum recommended loads:**

Incandescent: 3000 W

Non-compensated fluorescent: 1200 W

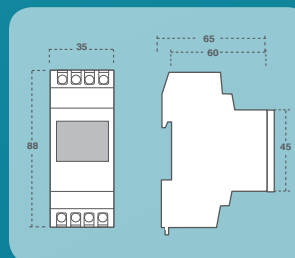
Compensated fluorescent: 1200 W 150 Mf

Low voltage halogen: 1000 VA

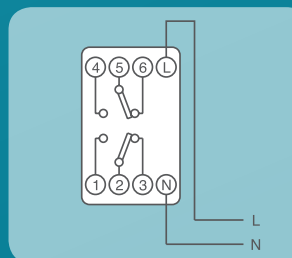
Halogen (230V): 2500 W

Low consumption lights: 10x23 W

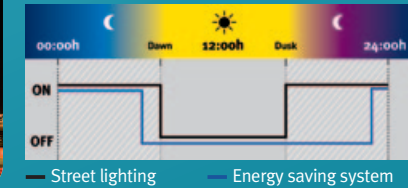
DIMENSIONS



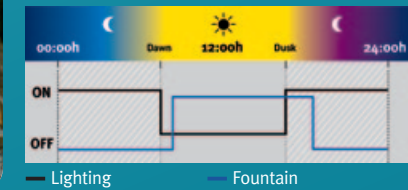
CONNECTION DIAGRAM



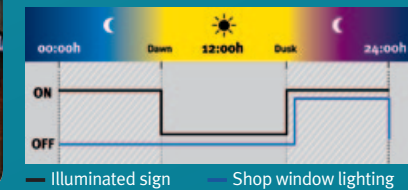
LIGHTING INSTALLATION WITH ENERGY SAVING SYSTEM



LIGHTING INSTALLATION WITH PUMPING SYSTEM



SHOP WINDOW LIGHTING WITH ILLUMINATED SIGN



GARDEN LIGHTING WITH IRRIGATION SYSTEM

